



HOW TO

STUDY ENGLISH IN THE USA

PART 1



TALK
ENGLISH SCHOOLS

READY, SET, GO!

YOU'VE MADE TWO VERY IMPORTANT DECISIONS:

- 1 - to study English
- 2 - to study English **in the USA!**

What a smart choice! English is the primary language used in business, entertainment, and to communicate worldwide. What better place to learn English than in the United States of America?

You, and over a million other international students have chosen the USA to study abroad – experience the American lifestyle, understand American culture, and live your American dream!

Do you want to live abroad? Work at an international company? Study at an American university? How about travel the world with ease? Your USA study abroad experience will give you the English skills to accomplish your goals.

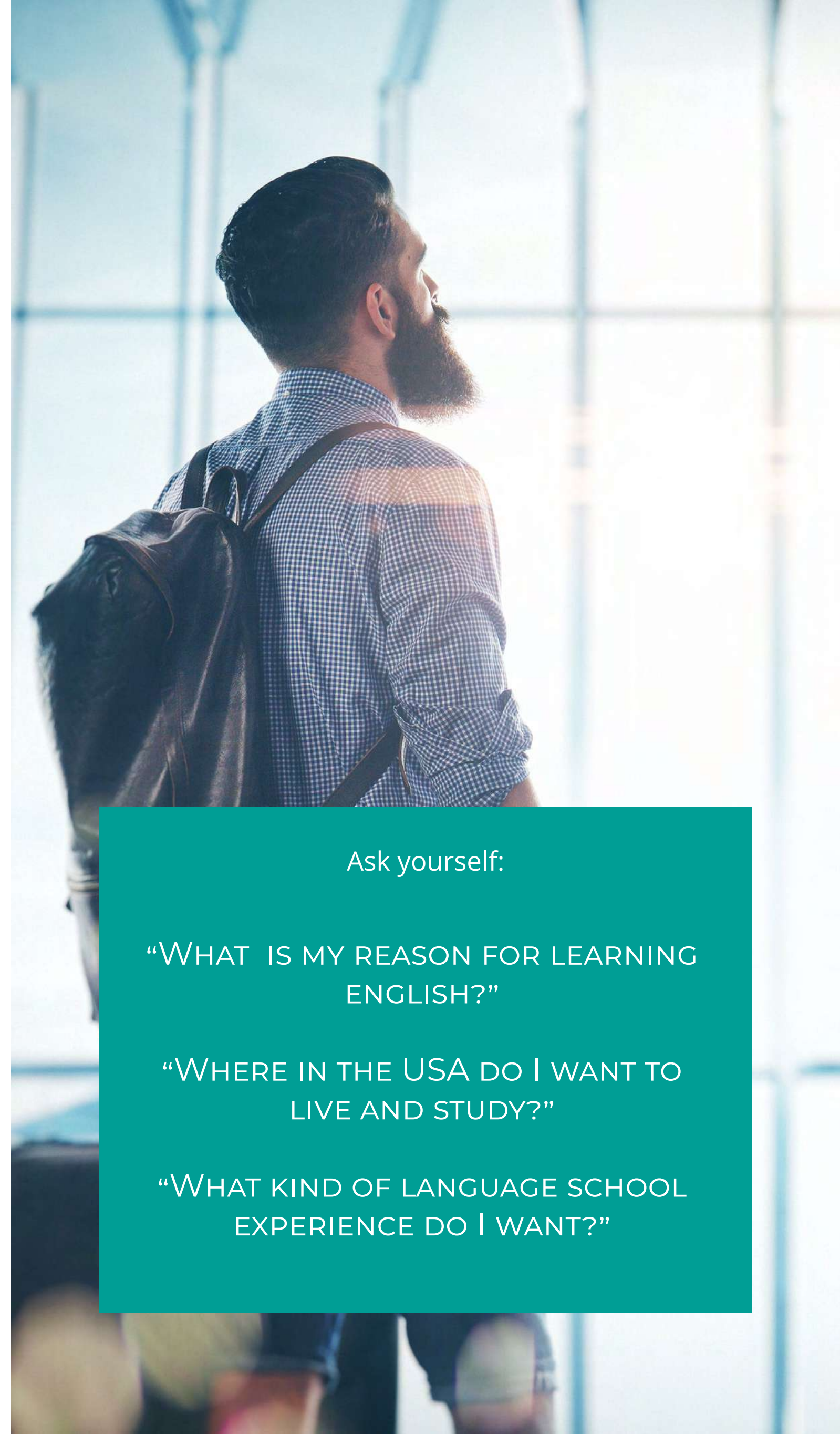
In order to study at an English School in the US, it's important to get guidance about how the process works and the steps you need to take. Let us help you take that first step that will get you to your dream city and English school. What are you waiting for? Let's get started!

Ask yourself:

“WHAT IS MY REASON FOR LEARNING ENGLISH?”

“WHERE IN THE USA DO I WANT TO LIVE AND STUDY?”

“WHAT KIND OF LANGUAGE SCHOOL EXPERIENCE DO I WANT?”





How to Study English in the USA, answers all the questions you have – and more.

Our e-book is your guide from the moment you decided to study English in the USA, to arriving in your American city and settling into your new English school environment. Here it is, in three parts:

► *PART 1*
HOW TO SELECT A SCHOOL, CITY & COURSE JUST RIGHT FOR YOU


PART 2
FINANCIAL PLANNING

PART 3
PLANNING YOUR PERFECT TRIP



PART 1

DECISIONS, DECISIONS!



TALK
ENGLISH SCHOOLS

PART 1

START YOUR JOURNEY



Choose Your Course.....	6
General English.....	8
Intensive English.....	9
University Placement.....	9
Family Package.....	10
Group Package.....	10
Specialized English Programs.....	10
Private Instruction.....	10
Exam Prep English.....	10
Visa Types.....	11
Choose Your Destination.....	14
Travel Documents.....	15
Choose Your School.....	17
Checklist.....	20

DECISIONS, DECISIONS!

We're all uniquely driven – each of us with our own reasons and goals for learning a language. Ask yourself: **“What’s MY reason for learning English?”**

CHOOSE YOUR COURSE

HOW TO CHOOSE THE RIGHT COURSE FOR YOU

Career and business? University placement? Cultural immersion in an English-speaking country? To enhance your travel experience? A useful vacation pastime? Your language goal determines which is the best type of English course for your needs. As you decide on the perfect course – and school and city – you are starting on a one-of-a-kind experience.

A. WHAT TO CONSIDER



TIME

- How long can you stay in the United States?
- How many hours each week do you want to spend in classes?
- Do you want to spend time outside of school doing homework?



BUDGET

- How much is tuition?
- How much does student accommodation cost? Is it included in a package price?
- How much tourist travel do I want to do while studying in the USA?
- What is the average roundtrip airfare to my destination?
- What other expenses should I expect? (included in *Part 2: Study Abroad Budget Template*)



SKILL LEVEL

- What is your current English skill level: beginner, intermediate or advanced?
- Have you had much experience communicating with native speakers of English?
- Are you comfortable using slang and everyday English?
- Does your pronunciation and accent make you feel nervous about speaking English in front of others?
- Reading, writing, listening & speaking – which skills are your strongest? Which skills do you most want to improve?

B.WHAT IS YOUR REASON FOR STUDYING ENGLISH?

EXPERIENCE	To gain an invaluable skill while experiencing American culture.
UNIVERSITY	To be accepted at and attend an American university.
CAREER ADVANCEMENT	<p>To further your career in your home country.</p> <p>Being confident with your English language skills will open doors in your professional life. English is the primary language used in business. Gain a competitive edge in your current – or future – career. Increase opportunities, advancement and earning potential.</p>
LIVING ABROAD	<p>To temporarily or permanently relocate to an English-speaking country.</p> <p>It's a necessity to learn basic English speaking and comprehension skills.</p>
SKILLS	To improve a specific English language skill.



You know your reason - now it's time to choose the right English Course in the USA that best suits your needs.



Read about the types of courses available at English Language Schools in the USA. It's important your course meets your needs. Be smart about your course choice!

GENERAL ENGLISH

FULL-TIME AND PART-TIME

WHAT IT IS General English [Full-Time](#) or [Part-Time](#) are the most popular English courses. At TALK English Schools, the General English course consists of 16 (Part-Time) to 18 (Full-Time) lessons per week and integrates all language skills including listening, speaking, reading and writing. This course puts students on a guided path to English proficiency, including improvement of pronunciation, grammar, and vocabulary.



STUDENT VISA

Required for General English Full-Time
NOT required for General English Part-Time

WHO SHOULD CHOOSE THIS COURSE General English is the perfect course for all students! From beginner to advanced, all levels will improve in this course. General English is great for students who want to communicate with confidence and want to have flexibility with their schedule. Advanced levels are ideal for students who wish to pursue their studies at an American college or university. TALK English Schools university partners accept completion of an advanced level in place of a TOEFL® or IELTS™ score.

INTENSIVE ENGLISH

WHAT IT IS An [Intensive English](#) course has more lessons and more classroom hours per week than a General English course. TALK English Schools' Intensive English course is 22 lessons per week. This rigorous schedule encourages faster English language improvement.



STUDENT VISA Required

WHO SHOULD CHOOSE THIS COURSE This course is ideal for students seeking to improve their language skills quickly. The additional lessons are small-group classes that focus on specific skills. It is available for students with all skill levels.

UNIVERSITY PLACEMENT

WHAT IT IS Most international students start their American studies at an English language school. General English or Intensive English courses increase language confidence and provide essential skills in listening, speaking, reading and writing for success in a demanding academic environment. University Placement programs, like [UniStudy USA](#), assist students with finding and applying to universities and colleges across the United States.



FAMILY PACKAGE

WHAT IT IS [Family Packages](#) are geared toward families who want to learn English while vacationing in the USA. Parents and children attend the same school with the same schedule. Children under 13-years are placed in Kids English classes, which feature activities and games, with a focus on cultural immersion to optimize learning. These programs include tuition and accommodations and are offered during the winter and summer seasons.

GROUP PACKAGE

WHAT IT IS [Group Packages](#) are offered to those traveling together to the USA as a group. A full cultural immersion experience is offered, including General English classes.

SPECIALIZED ENGLISH PROGRAMS

WHAT IT IS These programs focus on specialized English language skills and training, such as [Business English](#). The primary purpose of these courses is to expand skills, vocabulary and grammar related to a student's specific professional or vocational needs. Examples include Accent Reduction, Industry-Specific Language Training, Presentation Skills, and Teacher Training.

PRIVATE INSTRUCTION

WHAT IT IS The student can focus on any skill or subject with [One-to-One](#) personal English instruction. This is a smart way to improve English quickly! Private instruction can be added to General English and Intensive English courses.

EXAM PREP ENGLISH

WHAT IT IS For students planning to take the TOEFL® or IELTS™ exams, [Test Preparation](#) courses are aimed at helping the student get the highest possible score. Teachers provide students with test-taking techniques and strategies to succeed in the exam.



VISA TYPES

The reason you are traveling to the USA determines which kind of visa you need. You must apply for the correct visa before you travel to the United States. To study full-time in the USA, you will need an F-1 student visa.

Accredited English language schools, such as TALK English Schools, help students prepare the correct documents to apply for a visa.

For more information, please visit:

<https://travel.state.gov/content/travel/en/us-visas.html>

1. THE F-1 (STUDENT) VISA

WHAT IS AN F-1 VISA?

This visa allows a foreign citizen to study full-time in the USA for a temporary period.

HOW DO I GET AN F-1 VISA?

First, apply to your English language school. The school will issue you a Form I-20. Use the Form I-20 to pay the SEVIS I-901 fee online at www.fmjfee.com. After, visit the US embassy or consulate in your home country to interview for your F-1 visa. Check the latest information at your US embassy or consulate at <http://usembassy.gov>.

HOW LONG DOES IT TAKE TO GET A VISA?

This will vary by country. Make an appointment at your US embassy or consulate when you receive your Form I-20. To check appointment wait times, [click here](#).



VISIT

<http://usembassy.gov>

2. THE FORM I-20

WHAT IS THE FORM I-20?

The I-20 is proof of acceptance to your English language school in the USA. It lists your program start and end dates. With the I-20, you can apply for the F-1 student visa. Only full-time students receive an I-20. You must have a valid I-20, at all times, while studying in the USA.

HOW LONG IS MY I-20 VALID?

The length of time is determined by the course in which you enroll.

HOW WILL I RECEIVE MY I-20?

The English language school will send the I-20 to your international address. A shipping fee is usually collected.

CAN I CHANGE MY START DATE AFTER RECEIVING MY I-20?

Yes; you may change your start date before entering the USA. It's important to tell your English Language School so they can update your I-20. After you enter the USA, you cannot postpone the start of classes.

WHEN MUST I APPLY TO MY ENGLISH LANGUAGE SCHOOL?

Any time! At [TALK English Schools](#), every Monday is a start date. Your application and I-20 can be processed within 3-4 business days.

WHAT DO I NEED IN ORDER TO APPLY & GET AN I-20?

- **Completed application form** for the English School at which you intend to study.
- **Copy of student's passport biographic page.** If you are traveling with dependents (spouse or children), include their passport copies.
- **Copy of student's current US visa** and port of entry stamp (if any).
- **Evidence of sufficient financial funds** to study in the USA. For TALK English Schools, a minimum of \$300 USD per study week must be shown in a bank letter or statement dated within the last 3 months. If there are dependents, \$100 USD per person / per week must be added. The letter or statement must clearly state the currency used and the name of the account owner.

If financial support documents belong to someone other than the student, **a sponsor letter is required.**

3. I'M IN THE UNITED STATES ON A DIFFERENT VISA. CAN I STUDY AT AN ENGLISH SCHOOL IN THE USA?

Find your visa on the chart below to determine if you can study*.

TYPE OF VISA	PERMITTED TO STUDY FULL-TIME	PERMITTED TO STUDY PART-TIME
F-1	Full-Time Study Required	No
F-2	No	Yes
B-1 or B-2	No	Yes
J-1	No	With Permission of A/RO
J-2	Yes	Yes
L-1	With Permission of Employer	With Permission of Employer
L-2	Yes	Yes
H-1B	With Permission of Employer	With Permission of Employer
H-4	Yes	Yes
O	Yes	Yes
US Permanent resident	Yes	Yes
US Citizen	Yes	Yes
Visa Waiver Program	No	Yes

If you would like to study full time but your current visa does not permit it, you will need to change your visa status. Contact your English school and learn more here: <https://www.uscis.gov/i-539>

*Visa rules and regulations are subject to change without notice. Students should consult with an adviser for the most current information.



CHOOSE YOUR DESTINATION

When deciding on your location to study English in the USA, ask yourself:

WHERE IN THE USA DO I WANT TO LIVE & STUDY?

Your study abroad experience is more than your achievements in the classroom. It's about the lifestyle, culture, places and even weather.

Do you like the hustle and bustle of a big city? Or want to stroll leisurely along the beach? It's all about who you are, and what you want! Consider the following:

CLIMATE

Check seasonal temperatures and typical weather conditions. Experience crisp fall days and white winters in the Northeast or chase endless tropical summers in Florida – weather in the USA varies greatly by region.

SIZE

What is your ideal population? Big cities, like Boston and San Francisco, offer an exciting range of activities, entertainment and history. Smaller towns focus on community activities and local culture.

COST OF LIVING

What destination fits your budget? Housing, transportation, food and entertainment are all a part of living costs. Compare prices of your top destinations.

TRANSPORTATION

How will you get around? Buses and trains are common in big cities, but smaller towns rely on bicycles and cars. Check public transportation options or look into rental car fees and requirements.

SCHOOL LOCATION

Where is the school? Is it in the city center or near the beach? Close to public transportation, shopping and sightseeing?

What else does my destination offer to suit my needs, interests and budget?

TRAVEL DOCUMENTS

Passport, visa, airline tickets, spending money – give yourself time to prepare your documents for travel to the US!

"I began my process months before the trip for several reasons, the first, for saving money. Also, if anything went wrong, I would have the opportunity to deal with the problems without impacting my dates of travel."

Student, TALK English Schools San Francisco

1. PASSPORT

To study English in the USA, the first document you need is a PASSPORT.

Your passport must be valid at least six months beyond dates of travel and have empty pages to stamp at arrival and departure.

Applying for your first passport? Or renewing an expired passport? Check required documentation before going to your country's Passport Application Center or submitting by mail. Don't wait! Getting or renewing a passport can take time.

2. VISA (See page 11)

3. AIRLINE TICKETS

4. DRIVER'S LICENSE

Dreaming of taking the great American road trip, or maybe just driving to school? If you plan to drive while in the US, check that your license is accepted. You may need to obtain an International Driving Permit (IDP), valid for one year. The US embassy or consulate will have information about driver's license and car insurance requirements. It's a good idea to get a local driver's license if you plan on staying awhile in the US.

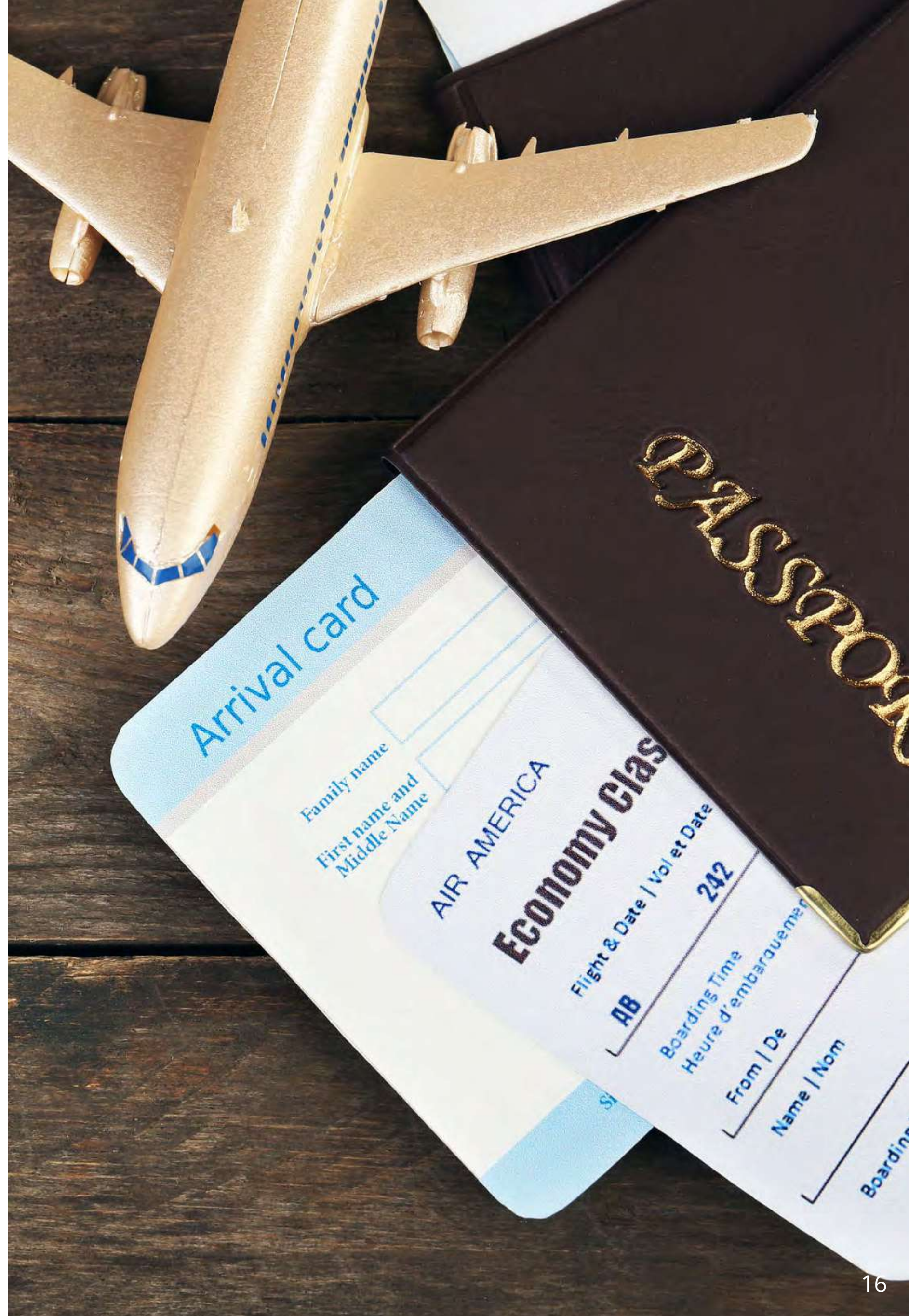
CONTACT INFO OF YOUR COUNTRY'S EMBASSY IN THE USA

Make sure you have the email, phone number and address of your country's nearest embassy or consulate in the United States. Be smart! Give this information to your friends and family back home, in case of emergency.

PHOTOCOPIES OF DOCUMENTS

Make at least two copies of your travel documents in case of emergency or if lost or stolen. Carry one copy separately from the originals. Leave the other copy with a friend or relative at home. Documents to copy include:

- ☐ Passport biometrics page
- ☐ Visa
- ☐ Form I-20
- ☐ Driver's license (or other government-issued ID)
- ☐ Airline ticket, itinerary and ticket reference number
- ☐ Travel and/or medical insurance
- ☐ Accommodation details
- ☐ School details: address, phone number, contact names, course start date
- ☐ Credit cards



CHOOSE YOUR SCHOOL

You know your reason for studying English in the USA. You've figured out the English course to get you to your goal. You've asked yourself what experience you'd like outside of the classroom and examined what that destination will be... You are now ready to choose your English language school!

As you learn about English language schools, consider the following

ACADEMIC REPUTATION AND STANDARD

Private English language schools, like **TALK English Schools**, specialize in teaching English to international students of all ages and backgrounds. Be smart! Check that the school is accredited. This ensures the best standard for quality of teaching, student progress and facilities.

Take a virtual tour of the school – Is the school fully-equipped for language learning? Does it have interactive technology in every classroom? What are former students saying about their experience? Don't be afraid to ask questions before enrolling!

LENGTH OF STAY / FLEXIBILITY

Select a school that offers the full-time or part-time English course you need for the length of time you have to study abroad.

English language schools run on different schedules. For example, **TALK English Schools** offer programs from 2-weeks to one year – it's all about making your time count! Other schools offer programs that run on specific monthly or semester schedules.

Check course start dates – do classes begin once every few months, or every week like at **TALK English Schools**? Choose a school that matches your schedule and needs!

COST OF TUITION.

There are 3 price levels for English schools in the USA: Smart, traditional and low-budget.

TRADITIONAL SCHOOLS

Have a variety of courses and services available and quality is generally high. Typically located in tourist destination cities and on university campuses. Information on courses, prices and services are provided by agents who are paid commissions by the school. These schools provide a good option if pricing is not your primary consideration.

EXPENSIVE \$\$\$\$

SMART SCHOOLS

Have a variety of courses and services available and quality is generally high. Typically located in the better neighborhoods of larger metropolitan areas. Information on courses, prices and services and the enrollment process is provided by the school. These schools provide the best option if value for money is the most important consideration.

[TALK English Schools are smart schools!](#)

INEXPENSIVE \$\$

LOW-BUDGET SCHOOLS

Have limited course options and services and quality is generally at the low-end. Typically located in less-desireable neighborhoods of larger metropolitan areas. Information on courses, prices and services and the enrollment process is provided by the school. These schools provide an option if money is the only consideration.

CHEAP \$

Schools are very different from one another. Your learning experience is likely to be very different from one school to another. Be smart and do your research! Always check exactly what you are getting in your package. Ask yourself: Is this the best value for the money?



CULTURAL IMMERSION

Think outside of the classroom! Participating in activities and events after school is a great way to improve English language quickly. If this is important, choose an English school in the USA that offers activities and events outside of the classroom for continued education beyond the book.

STUDENT POPULATION

Class sizes vary at English language schools. For example, **TALK English Schools** have an average of 15 students per class.

Summer months in the USA (June-August) see an increase in the number of international students attending English schools in the USA.

Ask questions about the student population when enrolling!

STUDENT RESOURCES

Smart and traditional English schools make it their goal to ensure students have an excellent experience while studying. School staff specializes in academics, activities, American culture and adjustment, housing, student visas, university placement and more! They are trained to guide and support each student individually during the English in the USA study experience.



CHECKLIST

FINANCING & BUDGET

How much will your study in the USA experience really cost? Be smart! Check what's offered by your school and consider how much money you will need for living expenses and extras.

Included in your Tuition Package:

- ☐ Tuition
- ☐ School application fee
- ☐ Interactive technology resources
- ☐ Comfortable classrooms
- ☐ Wi-Fi
- ☐ Study areas

Not included in your Tuition Package:

- ☐ Passport fee (if applicable)
- ☐ SEVIS I-901 fee (*)
- ☐ Visa application fee (if applicable)
- ☐ Airfare
- ☐ Airport transfers (**)
- ☐ Medical insurance (***)
- ☐ Travel insurance (****)
- ☐ Accommodation:
 - 1.Room
 - 2.Meals
 - 3.Laundry
 - 4.Utilities
- ☐ Activities (sports, sightseeing and cultural)
- ☐ Travel (day or weekend excursions)

Not included in your Tuition Package:

- ☐ Other living expenses:
 - 1.Food and groceries
 - 2.Textbooks
 - 3.Public transportation
 - 4.Miscellaneous: cell phone, SIM card, gym membership, clothing, medications, etc.

(*) F-1 student visa holders must pay this fee after receiving a Form I-20 from the school.

(**) TALK English Schools offer airport transfers as a supplement.

(***) Required for F-1 student visa holders. TALK English Schools offer insurance as a supplement.

(****) Recommended, not required.

TIP: Know the exchange rate between the US dollar and your country's currency. Make a complete list of everything the program cost covers and extras you are paying for ahead of time, then create a budget.

ACADEMIC & OUTCOMES

To choose a school, have a list of what's important to you in order to reach your English language goal. Here are some points to consider to make a smart decision.

- ☐ Placement test to evaluate your English skill level
- ☐ Progress is evaluated weekly, monthly, at the end of the course
- ☐ Certificate earned at the end of your course
- ☐ Course offerings that match your needs

CHECKLIST

ACADEMIC & OUTCOMES

- ☐ Class schedule (morning, afternoon, evening)
- ☐ Year-round start dates
- ☐ Book and extend courses last-minute
- ☐ Extra conversational classes or language immersion activities

SCHOOL CULTURE/ LOCATION

The right location is about the school being in a city that suits your personality and interests, plus:

- ☐ It's in a central location
- ☐ It is convenient to public transportation
- ☐ It's near to shops, restaurants and cafés
- ☐ There are opportunities to pursue activities and interests and visit museums, parks, landmarks and cultural centers
- ☐ Accommodation is conveniently accessible from the school
- ☐ It offers diversity and a rich multicultural experience

TIP: Research the cost of living of your destination. *Part 2, How To Study English In The US*, includes the cost of living in six different American cities: Boston, San Francisco, Miami, Fort Lauderdale, Atlanta and Aventura.


ACCOMMODATION

Which housing option is right for you? Homestay (living with an American host family), student residence, or a short-term rental (apartment or hotel accommodation). Consider the following:

- ☐ **Cost** – rate and what's included (meals, toiletries, amenities)
- ☐ **Location** – convenience to shops, restaurants, public transportation and school
- ☐ **Benefits of living with a host family** – language and cultural immersion with a family atmosphere
- ☐ **Benefits of student residence** – other students your age, cultural diversity
- ☐ **Benefits of short-term apartment or hotel** – independence
- ☐ **School assistance** with accommodation and any extra fees that may be incurred

LAST TIPS

- ☐ Visit school websites
- ☐ Read student testimonials
- ☐ Ask current and former students about their experience on the school's social media pages
- ☐ Make a list of each school's benefits – seeing the facts side-by-side will help your decision
- ☐ **ASK QUESTIONS!** Remember that the school's Admissions Team is there to answer all questions you have and assist you in the process.



TALK
ENGLISH SCHOOLS

LET'S GO!

ENROLL NOW

visit talk.edu